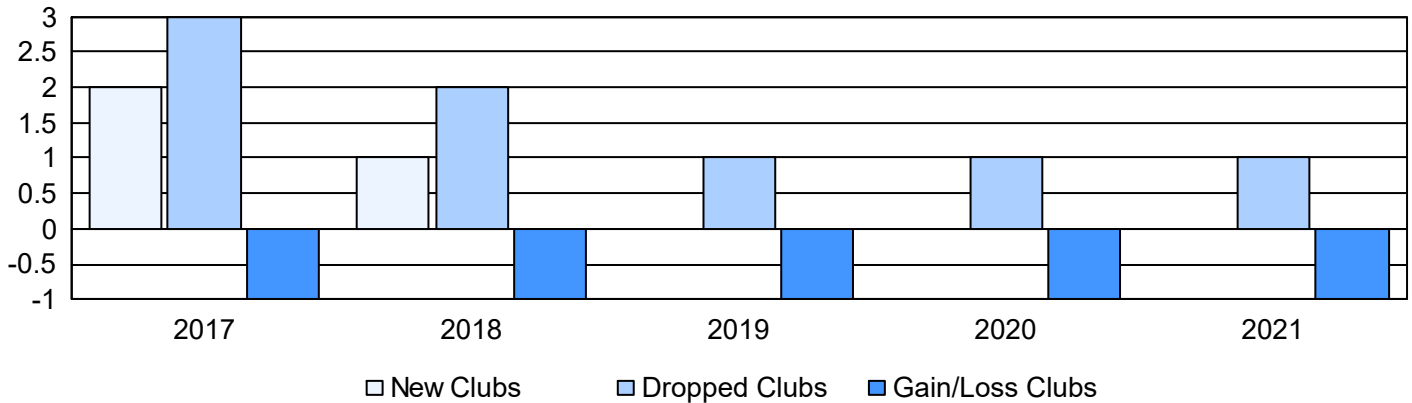
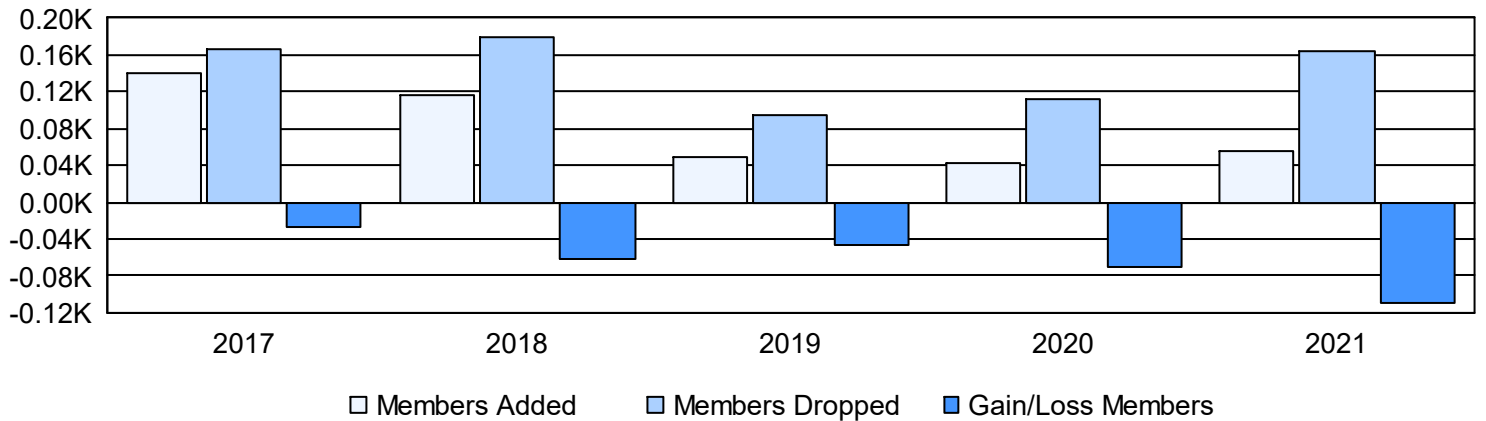


Year	New Clubs	Dropped Clubs	Gain/ Loss Clubs	New Members	Charter Members	Reinstate Members	Transfer Members	Total Member Added	Total Members Dropped	Gain/ Loss Members
2016-2017	2	3	-1	66	71	2	1	140	167	-27
2017-2018	1	2	-1	79	22	2	14	117	179	-62
2018-2019	0	1	-1	37	6	2	4	49	95	-46
2019-2020	0	1	-1	34	1	6	1	42	112	-70
2020-2021	0	1	-1	40	6	6	3	55	165	-110
Average	1	2	-1	51	21	4	5	81	144	-63

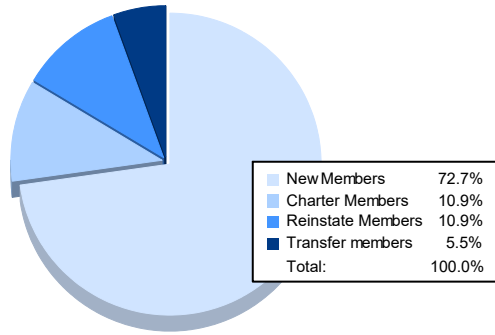
Clubs



Members



Membership Composition June 2021 Cumulative



Gender Composition June 2021 Cumulative

